

PORTABLE INFRARED HEATER

TECHNICAL DATA


Voltage/frequency: 220-240 V~60 Hz

Power rating: 800 W

Heating tube: Carbon fiber lamp

Size: Ø20xH61 cm

Safety protection: tip over function



IMPORTANT INFORMATION!

Please read the entire manual carefully, before starting to assemble and/or using this product. Follow the manual thoroughly and keep it for further reference.

IMPORTANT!

It is important that any product which is assembled using any kind of screw is re-tightened 2 weeks after assembly, and once every 3 months - in order to assure stability through-out the lifespan of the product. Place the heater on a firm level surface free from obstructions and at least 1 meter away from any wall or combustible materials.

WARNING!

- Never Leave the Heater unattended when in use.
- Do not use outside if it rains.
- Some parts of this product can become very hot and cause burns. Particular attention has to be given where children and vulnerable people are present.
- In order to avoid overheating, do not cover the heater.
- Extreme caution is necessary when any heater is being used near children.
- Always unplug the heater when it is not in use.
- Do not operate the heater if the plug or the power cord is damaged in any way or the unit has malfunctioned.

- Do not use this heater in the immediate surroundings of a bath, shower or swimming pool.
- When disconnecting the heater, always make sure that the controls are in the OFF position and never pull the plug by the cord.
- Do not allow foreign objects to enter the heater as this may cause an electric shocker a fire hazard.
- To prevent the possible risk of fire, please ensure that the heater is not covered by any objects.
- Do not use in areas where there is petrol, paint or any other liquid stored.
- Never use the heater for anything other than its intended purpose.
- The heater must not be directly located below a socket outlet. Always ensure that the heater has cooled fully before storing.
- This heater is not intended for use by persons (including children) with reduced physical, sensory or mental capabilities, or lack of experience and knowledge, unless they have been given supervision or instruction concerning use of the appliance by a person responsible for their safety.
- Do not use the heater with a programmer, time, separate remote- control system or any other device that switches the heater on automatically, since a fire risk exists if the heater is covered or positioned incorrectly.
- This heater is not equipped with a device to control the room the temperature. Don't use this heater in small rooms when they are occupied by persons not capable of leaving the room on their own, unless constant supervision is provided.
- The heater is for indoor and outdoor use, do not use outside during bad weather or leave unsupervised.
- Children and pets must be supervised when heater is in operation to ensure that they do not come into contact with the heater.
- Install the heater in a safe location. Make sure it is at least 180 cm above the ground.
- If the electrical cable is damaged, it must be replaced by a qualified electrician.
- Store the heater in a dry and well ventilated place.

Cleaning and Storage

We recommend that the heater is cleaned at least once a month and always before storage. Turn the heater OFF, unplug the heater and allow it cool down. Use a dry cloth to clean the external surface of the heater.


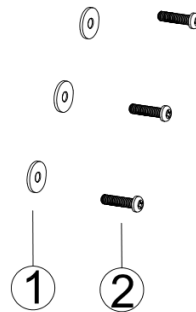
DO NOT USE, WATER, WAX, POLISH OR ANY CHEMICAL SOLUTION.

If your heater fails to operate:

- Be sure the heater is plugged into the power supply and that the electrical outlet is in working order:
- Check for obstructions.
- If you find any obstruction, turn the heater OFF, unplug the heater from the power supply and wait for it to cool down, carefully remove the obstruction, plug the heater into the power supply and restart the unit as described in the Operation guide.
- If the defect persists, discontinue use and consult the store where you bought the heater..

Assemble:

Parts	Description	Specificaton	Quantities
1	Gasket	Ø20*2.0mm	3PCS
2	Screws	M6*25mm	3PCS



Disposal of waste equipment by users in private households in the European Union. This symbol indicates that this product must not be disposed of with your other household waste. Electrical and electronic equipment contain substances which may cause damage to human health and environment if not recycled correctly. It is your responsibility to hand over to a designated collection point for recycling of waste electrical and electronic equipment. When handing over for correct recycling you help to prevent these products straining nature and environment unnecessarily and to protect human health. For more information regarding correct disposal, please contact your local city office, your household waste disposal service or the store where you purchased this product.