

## Description and application

Semicircular displacement flow diffuser NW-p are used in industrial facilities or public utility, in places where there is a need to bring a large amount of fresh air. The air is supplied at low speed. The air is supplied at low speed from 0.2 m/s to 0.6 m/s near of the workstations and the occupied zone. The supply air temperature while cooling should be lower by 4 to 6 K, while the maximum temperature difference during heating is 9 K. The entire surface of the diffuser blowing air has a low turbulence, easily displaces the the used air from the work area or occupied zone in the extract air openings.

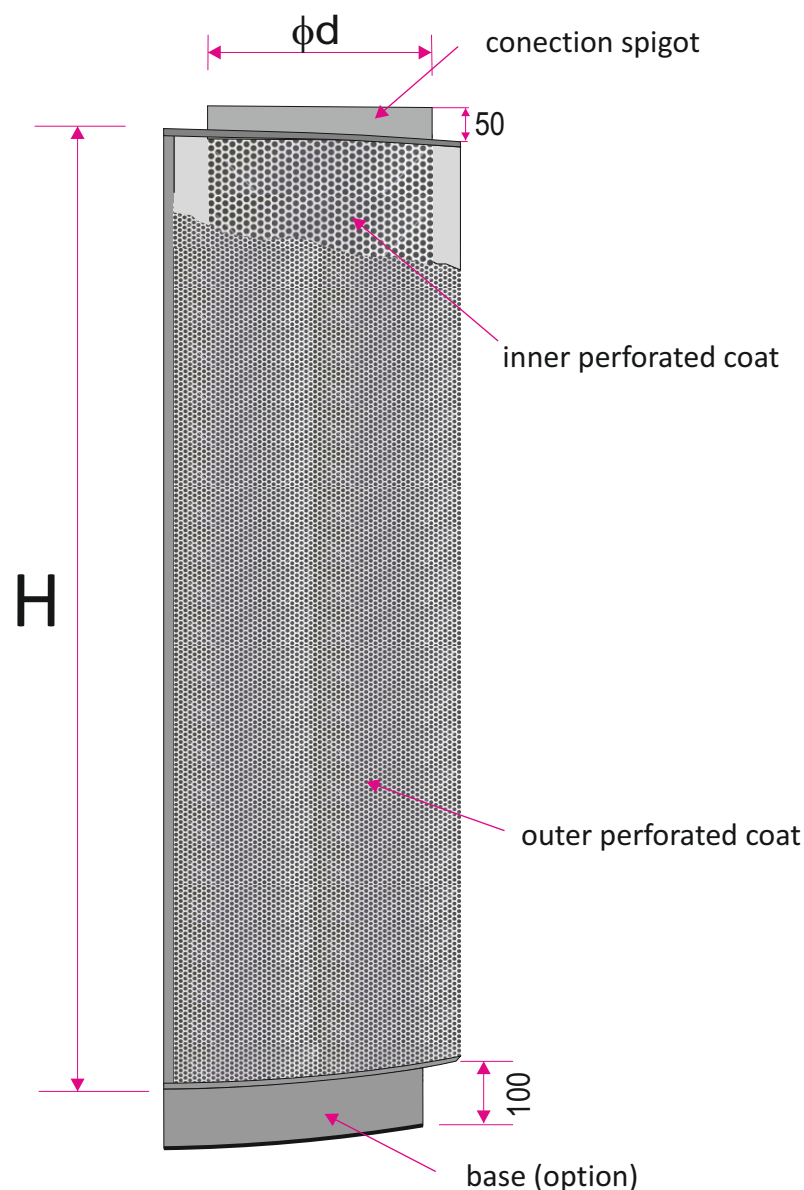
Displacement flow diffuser has Hygienic Certificate HK/K/0522/02/2016

## Description and application

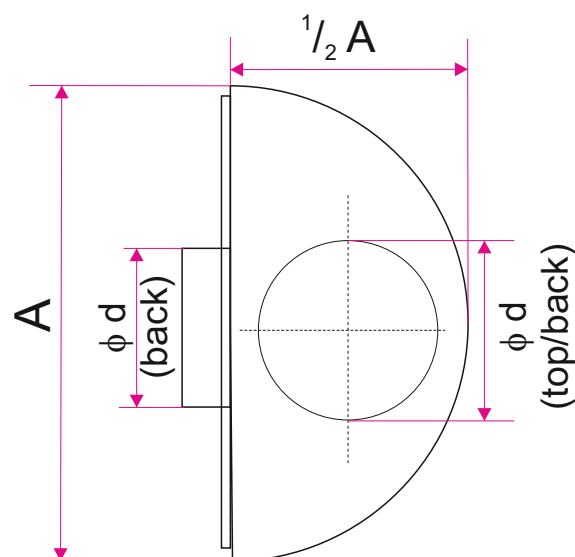
The diffusers are made of double coating perforated sheet set on the semi-circle and back from galvanized steel, powder coated all agreed RAL color. Spigot supply and diffuser pedestal are made of galvanized steel sheet, also powder coated in a selected color. NW-p They are designed for installation on the wall, rectangular or circular ducts. There is a possibility the individual making of diffusers according to customer requirements.

## Size

The dimensions according to the table in the product data sheet or individual order.

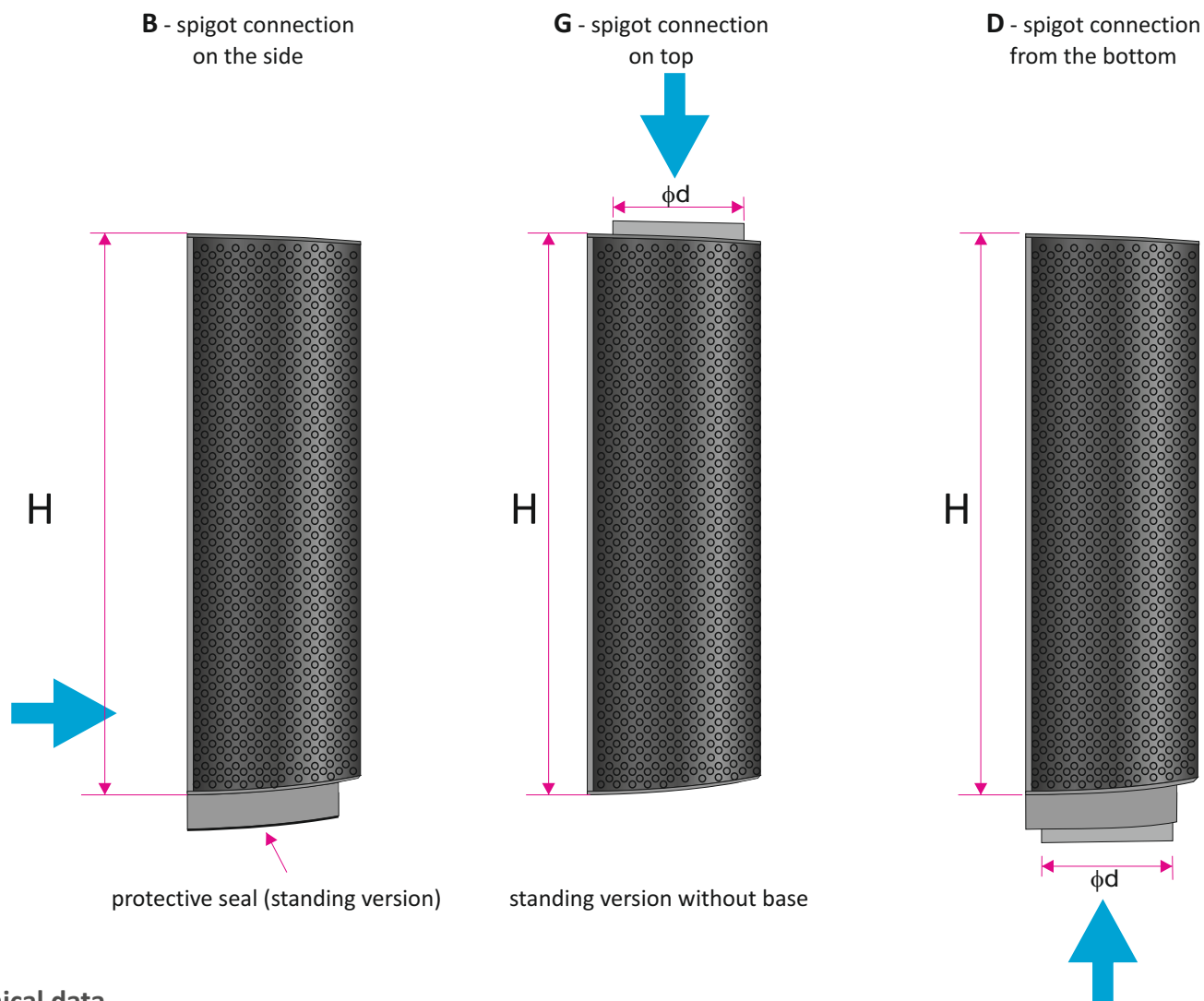


Diameter $\phi d$ [mm]	Width <b>A</b> [mm]	Height <b>H</b> [mm]	Weight <b>m.</b> [kg]
125	450	700	8
160	550	700	8,5
200	600	1000	16,0
250	710	1200	19,5
315	900	1200	20
400	1100	1500	42,0
500	1200	1500	43,0
630	1400	2000	55,0



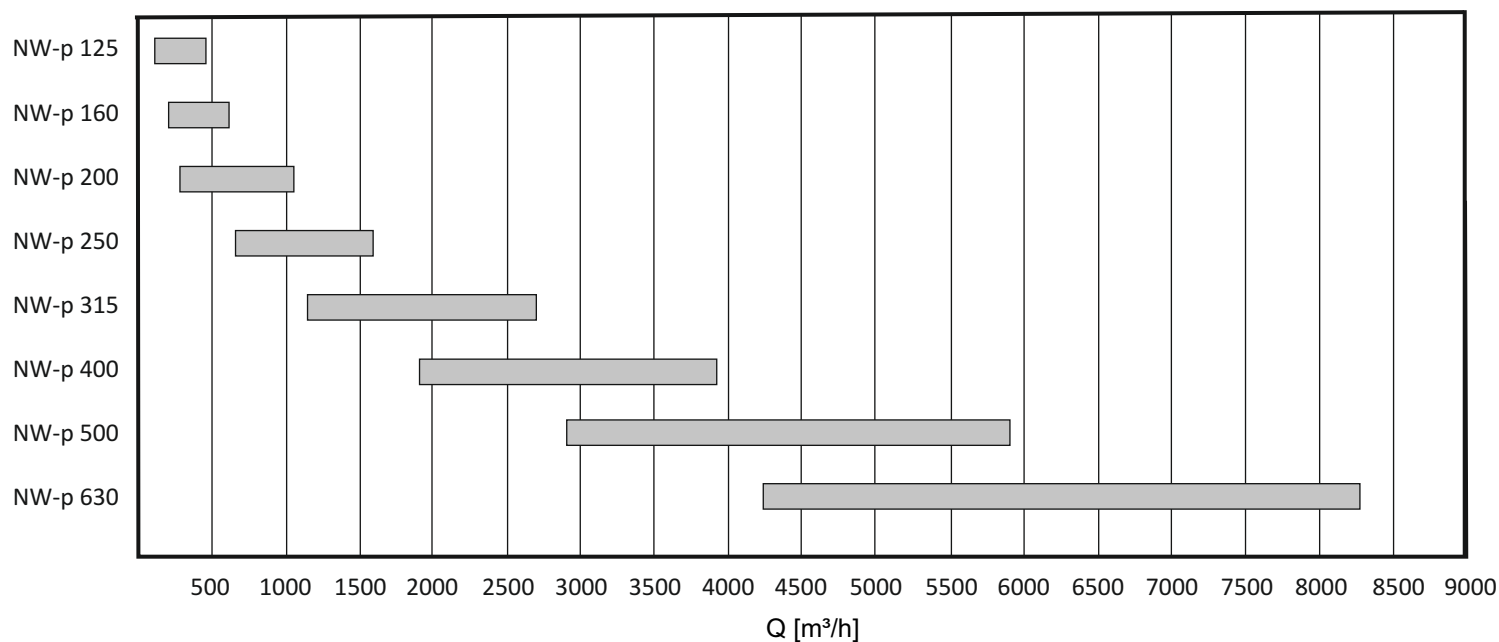
## Variants realization / location

Semicircular displacement flow diffuser they can be made in various connections to the installation:



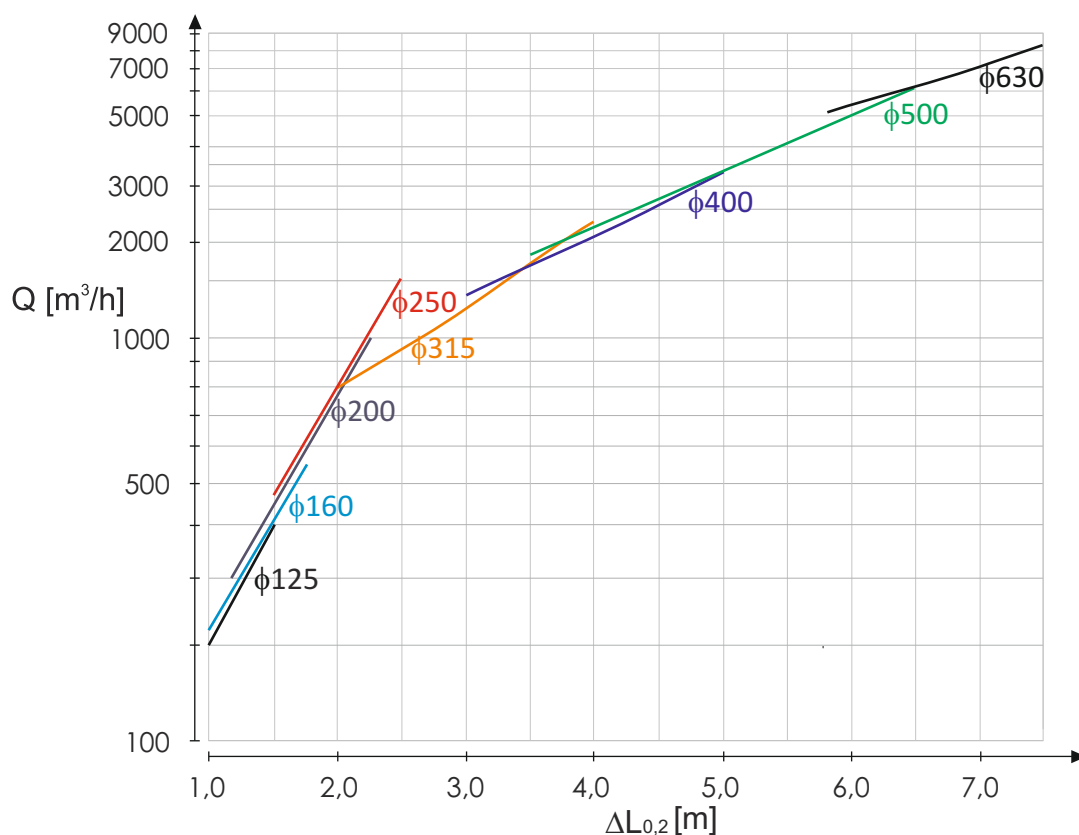
## Technical data

### Quick selection NW-p



## Technical data

### Dependence the air stream range $L_{0,2}$ [m] from air volume flow $Q$ [m<sup>3</sup>/h]

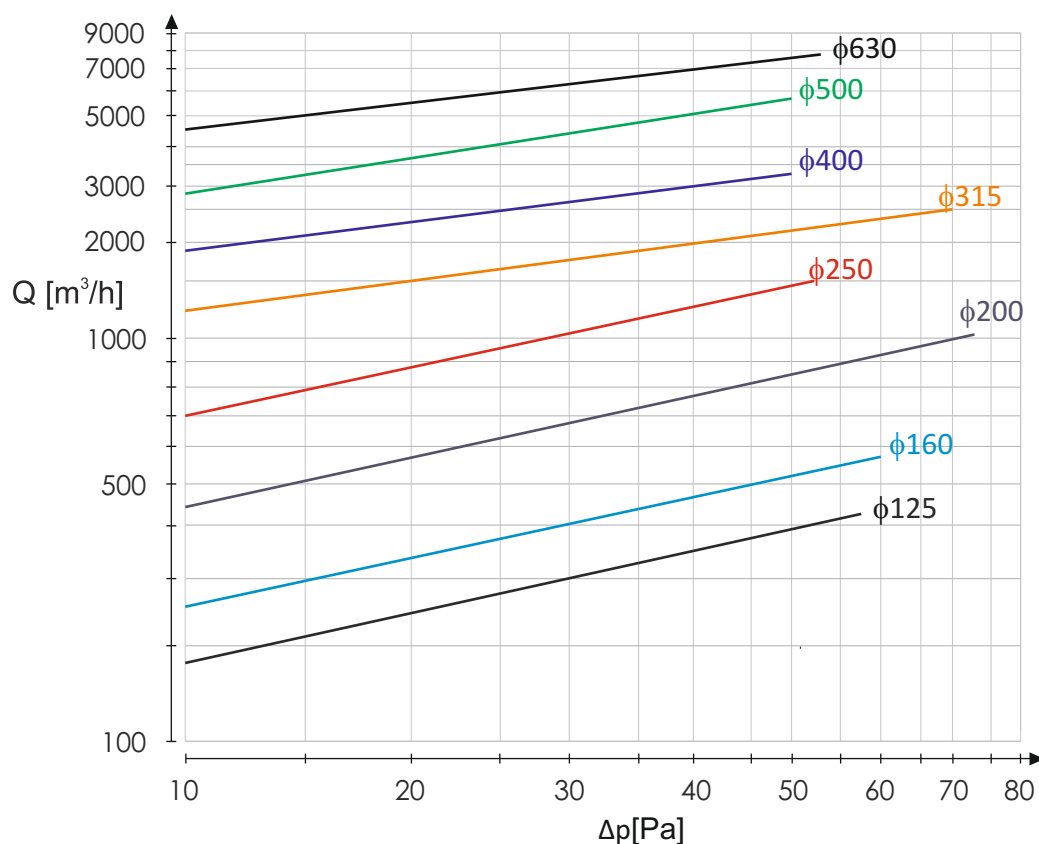


### Marking:

$Q$  [m<sup>3</sup>/h] - air volume flow

$L_{0,2}$  [m] - range of air stream for  $\Delta t = 3K$

### Dependence of pressure drop $\Delta p$ [Pa] from air volume flow $Q$ [m<sup>3</sup>/h]



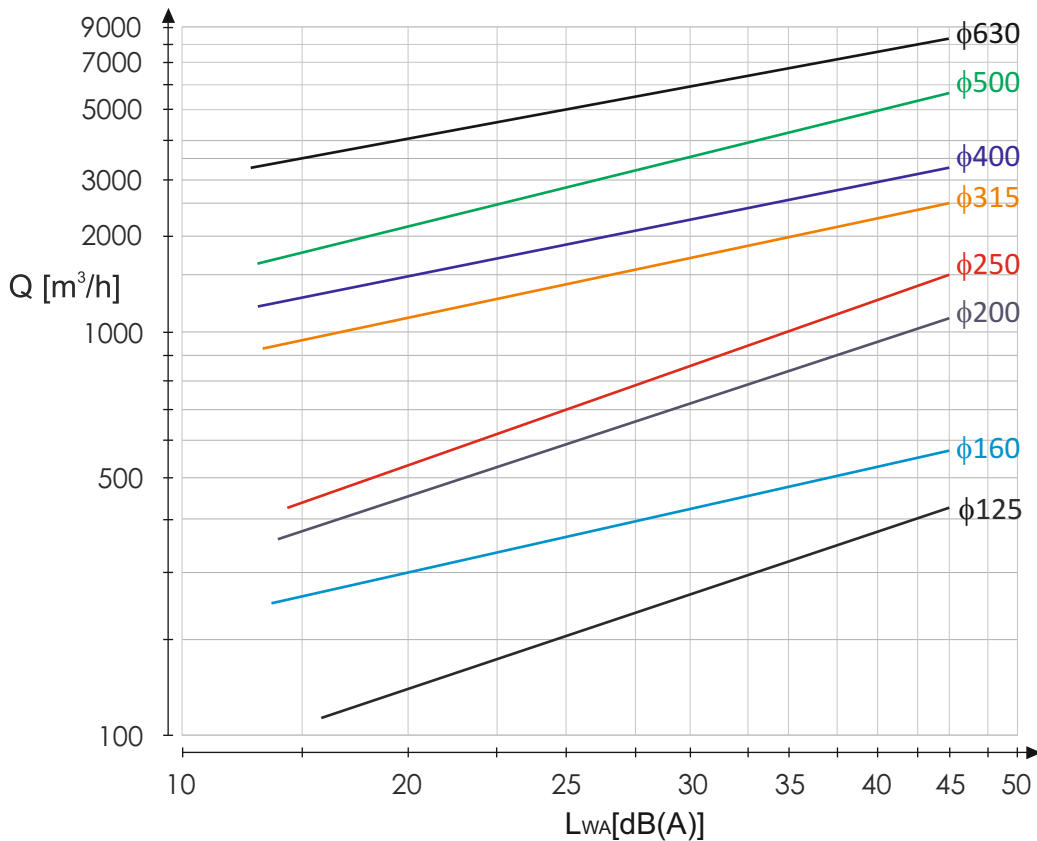
### Marking:

$Q$  [m<sup>3</sup>/h] - air volume flow

$\Delta p$  [Pa] - pressure drop

## Technical data

Dependence of acoustic power  $L_{WA}$  [dB(A)] from air volume flow  $Q$  [m<sup>3</sup>/h]

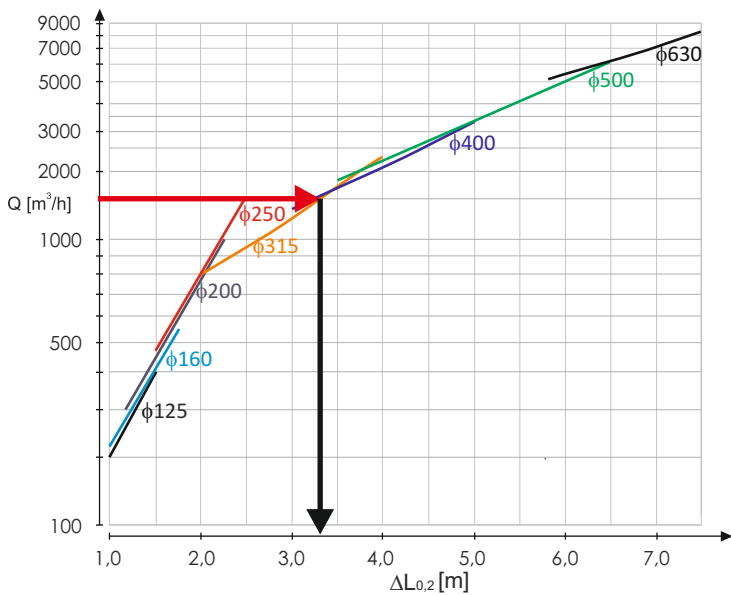


**Marking:**

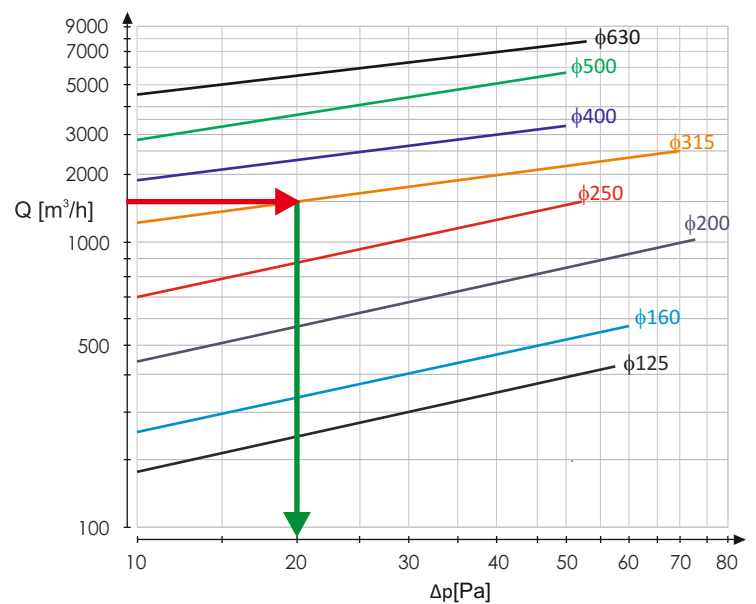
Q [m<sup>3</sup>/h] - air volume flow

$L_{WA}$ [dB(A)] - acoustic power

Dependence the air stream range  $L_{0,2}$  [m] from air volume flow  $Q$  [m<sup>3</sup>/h]



Dependence of pressure drop  $\Delta p$  [Pa] from air volume flow  $Q$  [m<sup>3</sup>/h]



**EXAMPLE**

- Air volume flow  $Q=1500$  m<sup>3</sup>/h

**Reading the graph:**

- inner diameter of the diffuser  $\phi d=315$  mm
- range of air stream  $\Delta L_{0,2}=3,3$  m
- pressure drop on diffuser  $\Delta p=20$  Pa

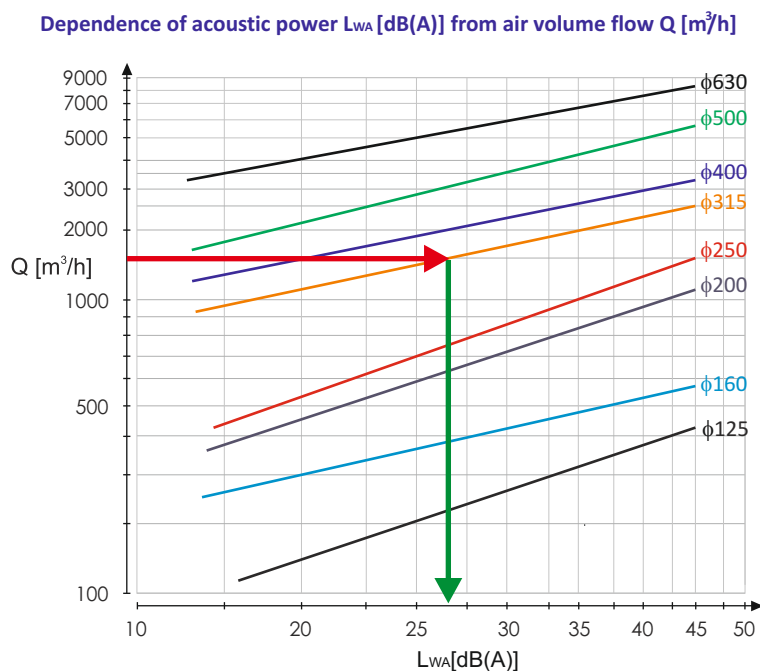
## Technical data:

### EXAMPLE

- air volume flow  $Q=1500 \text{ m}^3/\text{h}$

### Reading the graph:

- acoustic power  $L_{WA} < 30 \text{ dB}$



## The method of placing an order

Please make orders according to the following formula:

**NW-p / 'K' / 'φd' / 'H' / 'RAL' / 'M'**

- 'K' - position of connection spigot:  
**B** - side spigot  
**G** - top spigot \*  
**D** - bottom spigot
- 'φd' - diameter of diffuser connection spigot **125, 160, 200, 250, 315, 355, 400, 500 ...**
- 'H' - height of the diffuser \*
- 'RAL' - diffuser color RAL
- 'M' - material:  
**OC** - galvanized steel\*  
**AL** - aluminum powder coated  
**KO** - stainless steel (gat. 1.4301 or 1.4404)
- 'C' - accessories:  
**null** \*  
**C** - base (standing version)

\* - If you don't give the information will be used standard parameters.